



Online Survey #4 – Bridge Type Selection

DATE: December 3, 2007

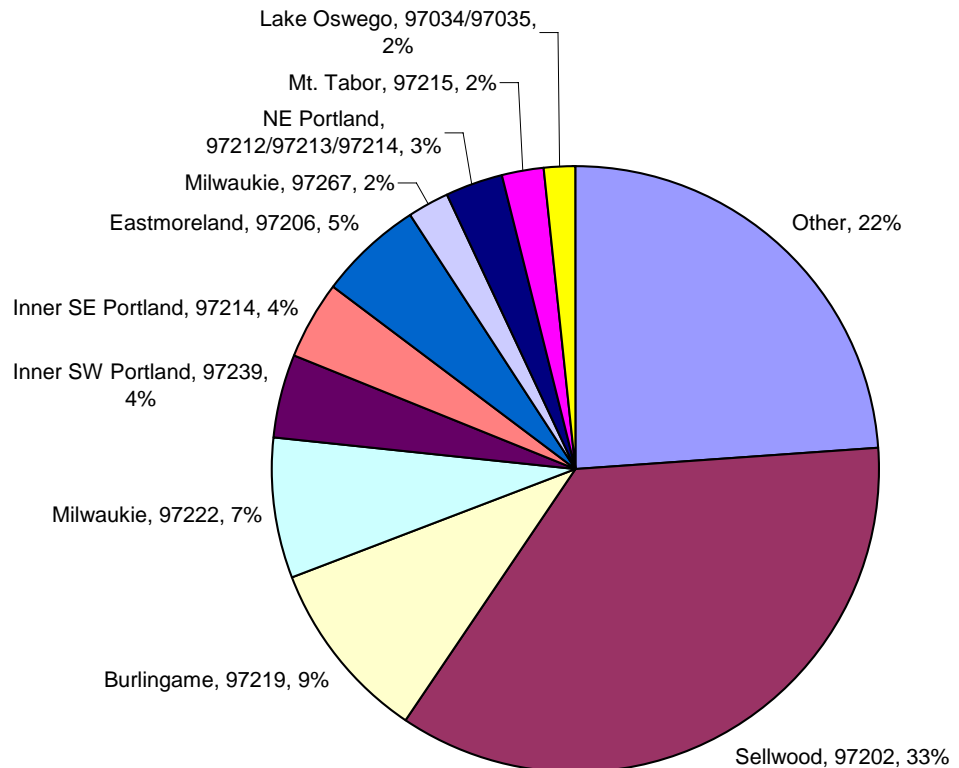
The fourth survey for the Sellwood Bridge study was posted on the project homepage (www.sellwoodbridge.org) from October 28 to November 28, 2007. The purpose of this survey was to obtain public input on the various bridge types being considered for a replacement Sellwood Bridge as well as a dedicated bicycle/pedestrian crossing.

The online survey was promoted through a newsletter mailed to 23,000 area households, as well as through the local media. Additionally, the Multnomah County Bridge Section erected a banner over the bridge to advertise the project, web site, and online survey to all bridge users. By the end of the survey period, there were 1,615 completed surveys. This report details the results and analysis of those responses.

Survey Demographics

Questions 1-5 asked for demographic and contact information and to determine the ZIP code distribution of survey participants. Survey responses came from a wide area, representing many ZIP codes within the Portland region. This survey continued the trend from previous surveys, with strong representation from the greater Sellwood neighborhood (97202) and outer southeast communities, as well as solid representation from the metro-wide area.

ZIP Code Distribution of Respondents

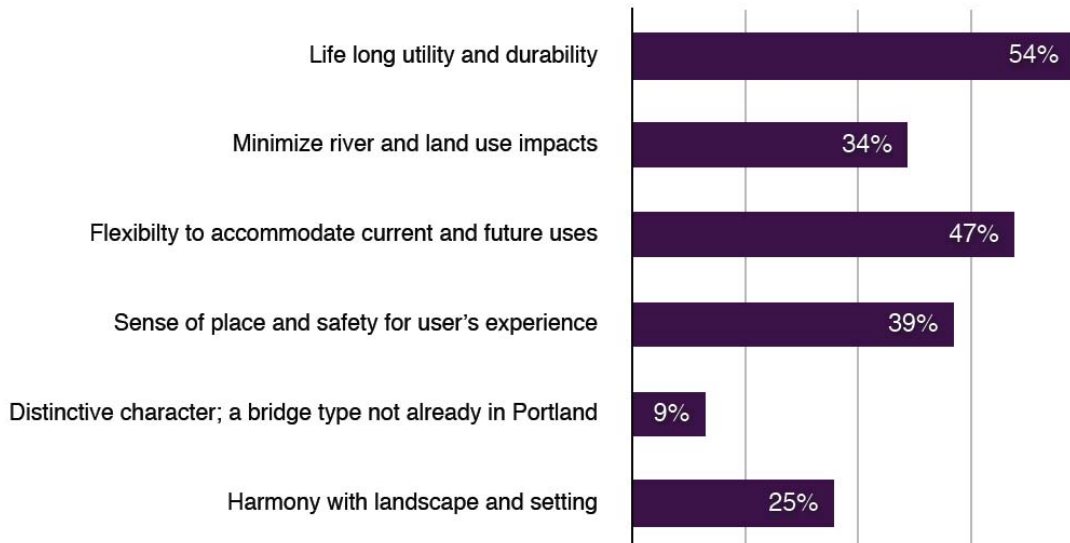


Survey Responses

Question 6: In thinking about a replacement Sellwood Bridge design, tell us how important each of these attributes is to you.

Survey participants ranked durability and utility as the most important considerations for a replacement Sellwood Bridge. Flexibility to accommodate current and future uses and sense of place and safety were also considered very important. Only 9% of survey participants ranked distinctive character as being an important consideration (twenty-two percent (22%) ranked it as least important).

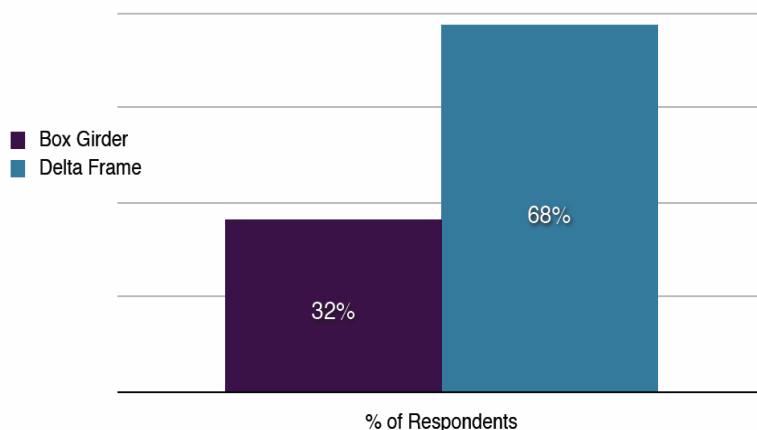
Most Important Attributes



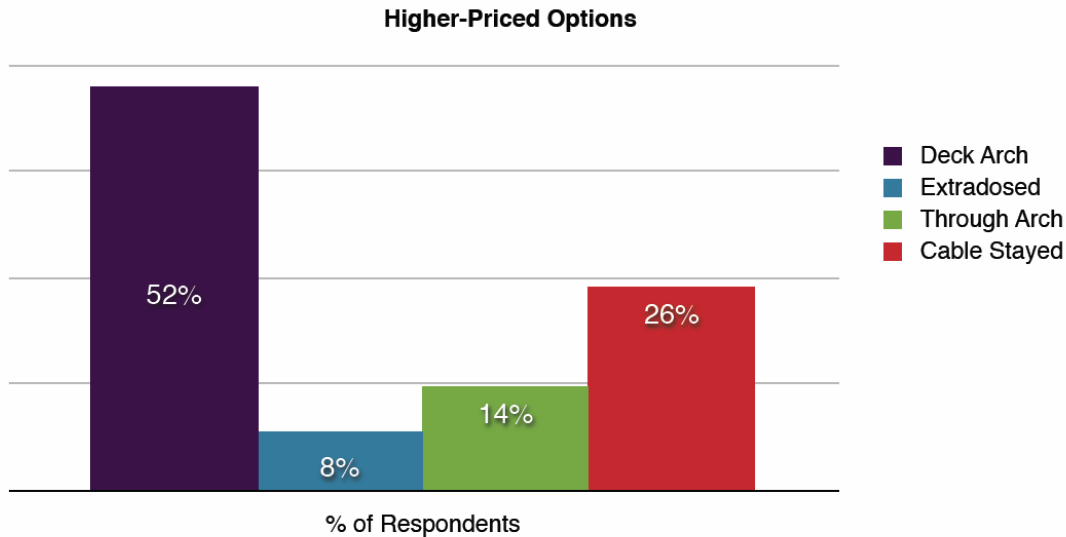
Question 7: Of the two moderately-priced bridge types, which do you prefer?

Moderately-Priced Options

The Box Girder and the Delta Frame options are considered “moderately-priced” bridge types (falling within the \$240-420 million construction cost estimates). Respondents overwhelmingly favored the Delta Frame as the preferred option for moderately-priced bridge type.



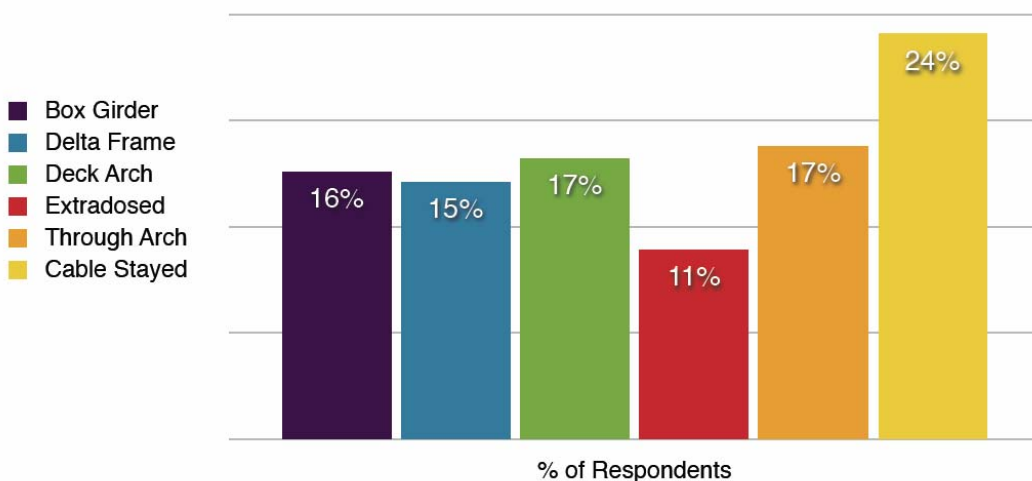
Question 8: Which higher-priced bridge type do you prefer?



Survey participants were similarly asked to choose their favorite bridge type from among four (4) "higher-priced" options (all would cost more than the high end of the range for a moderately-priced type). These types include the Deck Arch, Extradosed, Through Arch, and Cable Stayed. Of the respondents, 52% selected the Deck Arch as their preferred higher-cost bridge type. The Extradosed option ranked the lowest of the types at 8%.

Question 9: Alternative A - Rehabilitation with Separate Bicycle/Pedestrian Bridge *Which bridge type do you prefer for a bike/pedestrian footbridge?*

Alternative A: Rehabilitation with Separate Bicycle/Pedestrian Bridge



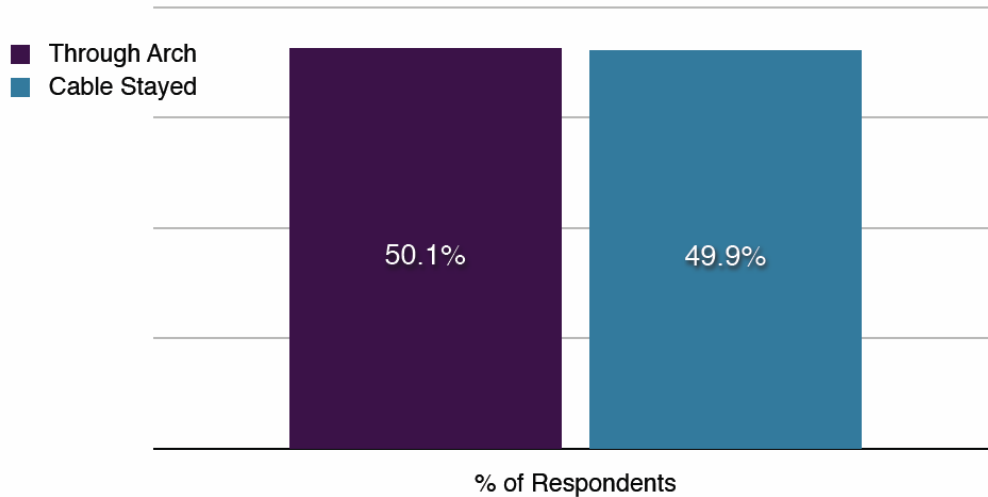
Alternative A would rehabilitate the existing bridge and build a new structure dedicated for bicycle and pedestrian travel to the north. Survey participants were asked to select their preferred type for bike and pedestrian footbridge out of the six (6) bridge types. The Cable Stayed option was the most popular choice at 24%, but preferences were more uniformly distributed among all of the bridge types for this question.

Question 10: Alternative C- 3-Lane Double-deck Replacement

Which of these two higher-priced options do you prefer for Alternative C?

Only the Through Arch and Cable Stayed bridge types can support a double deck. Public preferences were nearly equal between these two options.

Alternative C: 3-Lane Double-deck Replacement

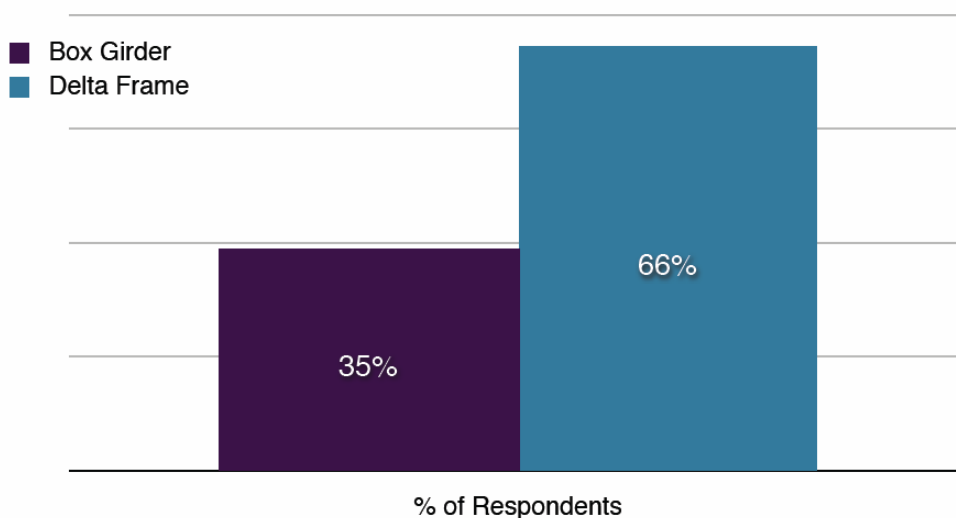


Question 11: Alternative D - 2-Lane Replacement

Which moderately priced bridge type do you prefer for a 2-Lane Replacement Bridge?

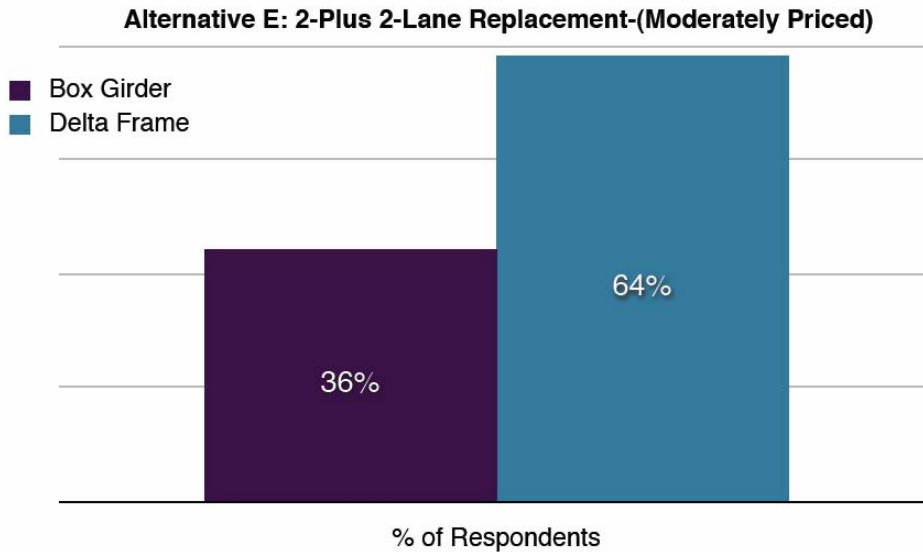
Alternative D uses the Yellow South alignment for staged construction of a new bridge in halves. The Deck Arch is the only higher-priced bridge type that can be stage-constructed. The two moderately-priced options will also work for this alternative. Again, respondents continued to favor the Delta Frame over the Box Girder as the favorite moderately-priced bridge type.

Alternative D: 2-Lane Replacement



Question 12: Alternative E- 2- Plus 2-Lane Replacement
Which moderately priced bridge type do you prefer?

Alternative E utilizes the Pink/Teal alignment, which can accommodate any of the six (6) proposed bridge types. The Delta Frame is, again, the favorite among the moderately-priced options.



Which higher-priced bridge type do you prefer?

When asked to select their preference for a higher-priced Alternative E bridge type, the Deck Arch was slightly favored over the others at 36%.

